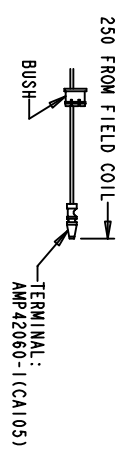
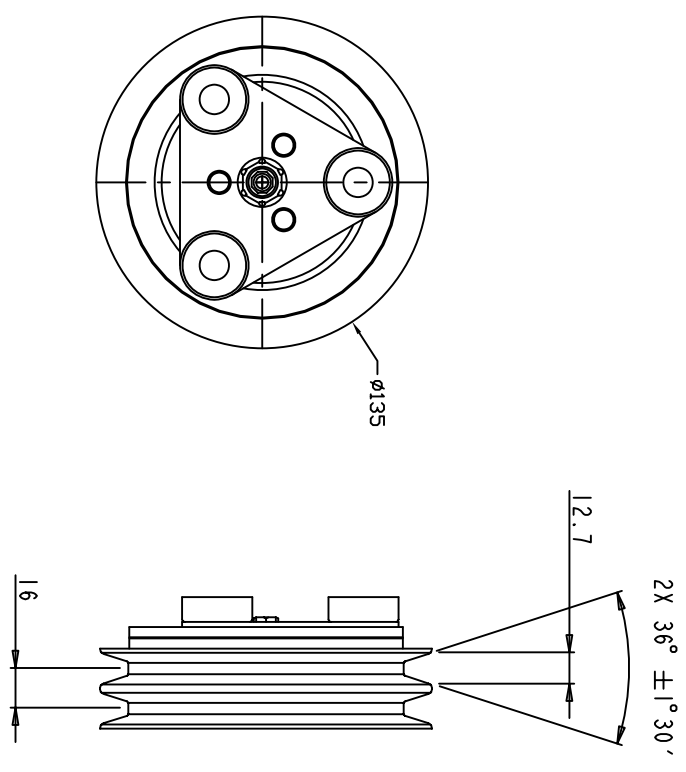


REVISIONS		DATE	APPROVED
CHANGE ORDER	LTR	DESCRIPTION	


- CLUTCH SPECIFICATIONS:
- VOLTAGE..... 24 VDC
 - BELT..... 2A
 - STATIC TORQUE..... 35 Nm (3.5 Kgfm)
INITIAL..... 49 Nm (5 Kgfm)
 - AFTER BURNISHING..... 45W @ 25°C
 - MAX POWER CONSUMPTION..... 45W @ 25°C
 - ROTATION DIRECTION..... CW OR CCW
 - WEIGHT..... 2.25 Kg



TERMINAL LEAD DETAIL

UNLESS OTHERWISE SPECIFIED
DIMENSIONS ARE IN MM. PER
INTERPRET DIM AND TOL. PER
ASME Y14.5M - 1994

THIRD ANGLE PROJECTION



FINISH	ENG APPVL
CHECKED	APPROVED
GLB	DATE
11/09/07	

DOVE PRODUCTS, LLC

TITLE
CLUTCH

2A, 135 MM O.D.
24 VDC, 3-EYE

SIZE A CODE IDENT NO DWG NO QPCL-0150 REV

SCALE NONE SHEET 1 OF 1